


Antananarivo



Madagascar

This information was confirmed by ACCP in May 2024.



2023
Total
population

3,650,331

Antananarivo, also known as Tana, is the capital and largest city of Madagascar. It is the political, economic and cultural centre of the country. The city is located 1,280 metres above sea level in the centre of the island and has had the highest population concentration in the country since at least the 18th century. Solid waste management services are mainly provided by a private company supervised by the central government. The municipality also provides sweeping and collection services. There is a final disposal site located approximately 15 km from the city centre. A materials recovery facility (MRF) and a composting facility are in operation at the final disposal site.

Source: <https://en.wikipedia.org/wiki/Antananarivo>.

Institutional System

- Legal System



There are national laws in place to address solid waste management requirements.

- Water code

- National Strategy · Policy



There are no national strategies/policies in place to address solid waste management requirements.

- Guidelines · Plans

- Guidelines for local authorities on how to implement the laws and strategies

- There are no guidelines for local authorities on how to implement the laws and strategies.

- Strategies or plans in place implemented at the city level for municipal solid waste management

- There are no strategies or plans in place implemented at the city level for municipal solid waste management.

- Effective mechanisms for identification of land for waste management facility siting

- There are no effective mechanisms for identification of land for waste management facility siting.

- Extended Producer Responsibility (EPR)



There is a national legislation on Extended Producer Responsibility (EPR).

- National institution



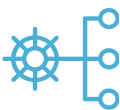
- The status of institutionalizing the solid waste management policy/strategy implementation and coordination at the national level

- Institutional responsibility for implementation of strategy/policy is unclear and/or undefined.

- The institution(s) in charge of the solid waste management

- Town Planning Department.

- Organisational structure



Town Planning Department

Annual budget **N/A** USD / year

Role : Street cleaning

Municipal Wastewater Treatment company

Annual budget **1,000,000** USD / year

Role : Collection, transport, management of disposal sites

Water, Sanitation and Hygiene Department

Annual budget **N/A** USD / year

Role : Collection

- Availability and quality of solid waste management data



The waste management company collects its daily data.

Last Survey: 15/05/2024

- Public education & Awareness



- Public education and / or awareness raising programmes for 3Rs (Reuse, Reduce, Recycle)

Not at all: The city does not have a regular budget for the environmental / awareness campaigns.

Operational System

- Waste Generation, Collection and Clean-ups

- Who collects and transports



from households to collection points or disposal facilities

1. Local neighbourhood clean-up associations called RF2, in neighbourhoods that have them. Otherwise, each household takes care of its own.

- How often



is waste collected from households

Weekly

- Who transports



from collection points to transfer stations, recovery or final disposal facilities

This is a responsibility of the municipality, operated by the municipal wastewater company.

- Other activities in the city



Street sweeping by local authority staff on the main roads, and by borough and district staff in the interior are regularly organized.

- Total amount of MSW generated



1,200 tonnes/day

- Total amount of MSW collected



500 tonnes/day

- Amount of MSW recovered



- Total amount of MSW recovered

- Amount of MSW recovered

• N/A: tonnes/day

N/A
tonnes/day

- Final disposal



- Amount of MSW received

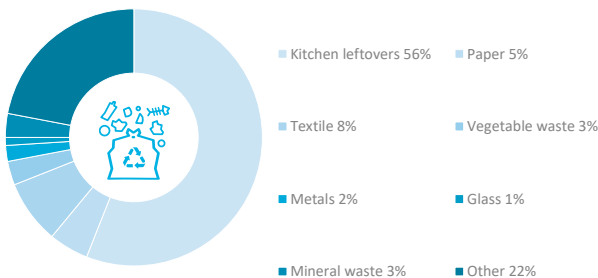
Andralanitra: 500 tonnes/day

- Total amount of MSW received
all the disposal facilities

500
tonnes/day

- Waste composition

The data collected from disposal facilities



- MSW finance

- Annual budget for MSWM

1,000,000 USD/year

8 USD/tonne



- Source of revenue for MSWM

Levy on household waste

General revenue of the CUA
Waste water charge

- Local cost recovery from households

Less than 25% of households are paying for waste collection services.

- Pricing of disposal



- Waste collectors/transport operators pay for tipping fees 2 USD/tonne at disposal facilities.

- Donor support



The city **doesn't** receive any support from donors on solid waste management.